

# L&G (N) Tracker Trust

Unit Trust (UCITS compliant) I-Class GBP

Base currency: **GBP**


Domicile: **UK**



## FUND AIM

The objective of the Fund is to provide growth by tracking the capital performance of the FTSE All-Share Index (the "Index"). This objective is after the deduction of charges and taxation.

## RISK AND REWARD PROFILE



The synthetic risk and reward indicator (SRRI) is based on the historic volatility of the fund's value and it may change in the future.

The fund is in category 5 because it invests in company shares which are sensitive to variations in the stock market. The value of company shares can change substantially over short periods of time.

For more information, please refer to the Key Risks section on page 3.

## WHO IS THIS FUND FOR?

- The fund may be suitable for investors looking for growth from an investment in UK company shares as represented by the index.
- Although investors can take their money out at any time, this fund may not be appropriate for those who plan to withdraw their money within five years.
- This fund is not designed for investors who cannot afford more than a minimal loss of their investment.
- If you do not understand this document we recommend you seek additional information to help you decide if this fund is right for you.

## FUND FACTS

Fund size <b>£1,849.3m</b>	Launch date <b>1 Oct 1999</b>
Historical yield <b>4.0%</b>	

## COSTS

Initial charge <b>0.00%</b>	Ongoing charge <b>0.10%</b>
Price basis <b>Single - dilution levy</b>	Dilution levy <b>n/a</b>

## BENCHMARKS

Target benchmark  
**FTSE All-Share Index**

For detail on price basis methodologies please refer to the 'Guide to Investing With Us' found on our website. [↗](#)

## PERFORMANCE (%)



	1 month	3 months	1 year	3 years	5 years
■ Fund	-2.84	2.41	10.47	17.60	34.53
■ Index	-3.25	2.21	10.67	18.44	35.61
Relative to Index	0.41	0.20	-0.20	-0.84	-1.08

## 12 MONTH PERFORMANCE TO MOST RECENT QUARTER (%)

12 months to 31 December	2019	2018	2017	2016	2015
Fund	18.90	-9.08	12.91	15.88	1.13
Index	19.17	-9.47	13.10	16.75	0.98
Relative to Index	-0.27	0.39	-0.19	-0.87	0.15

Performance for the I Inc unit class in GBP, launched on 31 October 2012. Source: Lipper. Performance assumes all fund charges have been taken and that all income generated by the investments, after deduction of tax, remains in the fund.

Please note, the benchmark is priced at the close whereas the fund is priced earlier. This can lead to artificially high tracking difference stated on the factsheet. Please see overleaf for gross tracking difference with both fund and index on a closed-price basis.

**Past performance is not a guide to the future.**

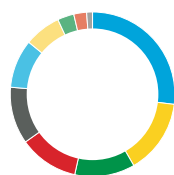
## FUND SNAPSHOT

- **What does it invest in?** Invests in shares of companies listed on the London Stock Exchange, as represented by the Index.
- **How does it invest?** Passively managed, aiming to replicate the performance of the Index.



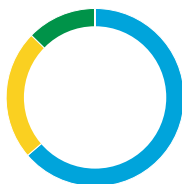
## PORTFOLIO BREAKDOWN

All data sources are a combination of LGIM and the Fund Accountant unless otherwise stated. Totals may not sum due to rounding.



### SECTOR (%)

Financials	27.0
Consumer Goods	14.7
Consumer Services	11.8
Industrials	11.7
Oil & Gas	11.2
Health Care	9.5
Basic Materials	7.2
Utilities	3.2
Telecommunications	2.5
Technology	1.1
Other	0.0



### MARKET CAPITALISATION (%)

Large	63.7
Mid	23.6
Small	12.7
Undefined	0.1



■ Top 10 issuers 35.9%  
 ■ Rest of portfolio 64.1%  
 No. of holdings in fund 626  
 No. of holdings in index 626

### TOP 10 ISSUERS (%)

Royal Dutch Shell PLC	6.9
HSBC Holdings PLC	4.9
AstraZeneca PLC	4.2
BP PLC	4.0
GlaxoSmithKline PLC	3.8
British American Tobacco PLC	3.4
Diageo PLC	3.0
Unilever PLC	2.1
Rio Tinto PLC	1.9
Vodafone Group PLC	1.8

### COUNTRY (%)

 United Kingdom	100.0
---	-------

## INDEX TRACKING

The Fund aims to provide exposure to stock market investment but without all the risk attached to individual stock selection. This produces low tracking error and limited stock picking or 'style' risks. The Fund takes a pragmatic approach to trading on index changes and cashflow and has lower management fees than active funds.

### TRACKING ERROR (%)

3 years	4 years	5 years	7 years	10 years	Launch
0.06	0.06	0.06	0.05	0.06	0.11

The tracking error figures shown are annualised and are calculated using gross of fee returns based on LGIM's internally calculated valuations. The gross of fee performance figures are calculated on a total return basis and have been adjusted to exclude the impact of uninvested cash balances within the income and revenue account. The gross performance numbers are an indication of fund manager skill and are not reflective of true fund performance. True fund performance priced at official valuation points are calculated by Lipper and available above. Please note that on occasion, difference in the treatment of withholding tax between fund and benchmark can be significant and lead to the appearance of heightened relative returns on overseas equity funds. The fund launched on 01 October 1999.

Celebrating  
**25+**  
 Years

### INDEX FUND MANAGEMENT TEAM

The Index Fund Management team comprises 25 fund managers, supported by two analysts. Management oversight is provided by the Global Head of Index Funds. The team has average industry experience of 15 years, of which seven years has been at LGIM, and is focused on achieving the equally important objectives of close tracking and maximising returns.

## KEY RISKS

- The value of an investment and any income taken from it is not guaranteed and can go down as well as up; you may not get back the amount you originally invested.
- The fund could lose money if any institution providing services such as acting as counterparty to derivatives or other instruments, becomes unwilling or unable to meet its obligations to the fund.
- Derivatives are highly sensitive to changes in the value of the asset on which they are based and can increase the size of losses and gains.
- The fund may have underlying investments that are valued in currencies that are different from sterling (British pounds). Exchange rate fluctuations will impact the value of your investment. Currency hedging techniques may be applied to reduce this impact but may not entirely eliminate it.

For more information, please refer to the key investor information document on our website [↗](#)

## LATEST DISTRIBUTION INFORMATION

For distributing unit classes, the latest payments are shown below. Please note that these payments are not guaranteed, are at the discretion of the manager and may be paid out of capital.

Type	Ex-div date	Pay date	Pence per unit
Final	01 Oct 19	29 Nov 19	4.48p
Interim	01 Apr 19	31 May 19	3.34p
Final	01 Oct 18	30 Nov 18	4.10p
Interim	03 Apr 18	31 May 18	2.96p



### SPOTLIGHT ON LEGAL & GENERAL INVESTMENT MANAGEMENT

We are one of Europe's largest asset managers and a major global investor, with assets under management of £1,134.5 billion (as at 30 June 2019). We work with a wide range of global clients, including pension schemes, sovereign wealth funds, fund distributors and retail investors.

The AUM disclosed aggregates the assets managed by LGIM in the UK, LGIMA in the US and LGIM Asia in Hong Kong. The AUM includes the value of securities and derivatives positions.

## DEALING INFORMATION

Valuation frequency	Daily, 12pm (UK time)
Dealing frequency	Daily
Settlement period	T+4

## CODES

<b>ISIN</b>	I Acc	GB00B8386G47
	I Inc	GB00B85JJM22
<b>SEDOL</b>	I Acc	B8386G4
	I Inc	B85JJM2
<b>Bloomberg</b>	I Acc	LGTRTIA LN
	I Inc	LGTRTII LN

## TO FIND OUT MORE

 Visit [www.legalandgeneral.com](http://www.legalandgeneral.com)

 Call **0370 050 0955**

 Email [investments@landg.com](mailto:investments@landg.com)

Lines are open Monday to Friday 8.30am to 6.00pm.  
We may record and monitor calls. Call charges will vary.

## Important information

Copyright © 2019 Legal & General. This document is subject to copyright. Any unauthorised use is strictly prohibited. All rights are reserved.

Issued by Legal & General (Unit Trust Managers) Limited as management company for this fund. Registered in England and Wales No. 01009418. Registered Office: One Coleman Street, London, EC2R 5AA. Authorised and Regulated by the Financial Conduct Authority No. 119273. We are members of the Investment Association. All features described in this fact sheet are those current at the time of publication and may be changed in the future. Nothing in this fact sheet should be construed as advice and it is therefore not a recommendation to buy or sell investments. If in doubt about the suitability of this product, you should seek professional advice. No investment decisions should be made without first reviewing the key investor information document of the Fund ("KIID") which can be obtained from [www.legalandgeneral.com](http://www.legalandgeneral.com). This fact sheet is only directed at investors resident in jurisdictions where this fund is registered for sale. It is not an offer or invitation to persons outside of those jurisdictions. We reserve the right to reject any applications from outside of such jurisdictions.

Source: London Stock Exchange Group plc and its group undertakings (collectively, the "LSE Group"). ©LSE Group 2019. FTSE Russell is a trading name of certain of the LSE Group companies. FTSE® is a trade mark of the relevant LSE Group companies and is used by any other LSE Group company under license. All rights in the FTSE Russell indexes or data vest in the relevant LSE Group company which owns the index or the data. Neither LSE Group nor its licensors accept any liability for any errors or omissions in the indexes or data and no party may rely on any indexes or data contained in this communication. No further distribution of data from the LSE Group is permitted without the relevant LSE Group company's express written consent. The LSE Group does not promote, sponsor or endorse the content of this communication.